Red-pen markup

Markup | version 1

21 pages marked, 56 items circled.

Each page is shown as it was uploaded, before our fixes, so you can see what we found.
Red loops and numbers show where; the list beside each page says what it is and what happens next.

Thin lines on each page: solid gray = trim (where the paper is cut),
dashed gray = bleed edge, dotted red = safety margin (keep words inside it).

Items marked FIXED are corrected in your proof automatically.
Items marked DECIDE need your answer on the proof before we can print.
Items marked CHECK are worth a look on the proof.

Page 1

Night Shift FRONT COVER.pdf

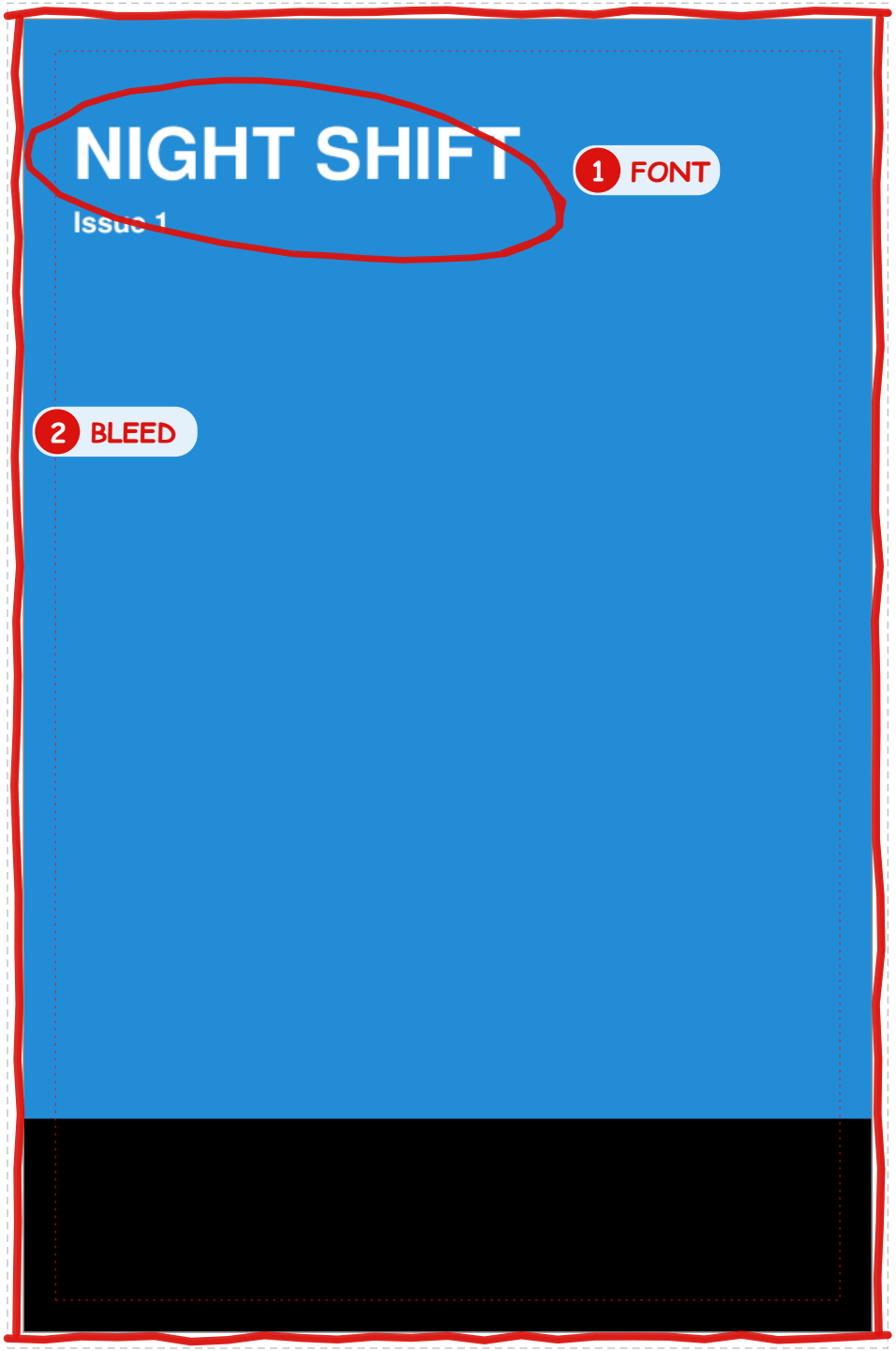

What we found on this page

1 DECIDE Fonts not embedded

Missing from the file: Helvetica-Bold. Pages are converted to images, so the substitute font is fixed in place; check the lettering on the proof.
Next: Check lettering on proof.

2 FIXED Missing bleed

Art stops at or inside the trim. The edges are mirrored outward to make bleed; check that nothing important sits at the edge.
Next: Mirrored on export.

Page 2

002.pdf



What we found on this page

1 DECIDE Fonts not embedded

Missing from the file: Helvetica-Bold. Pages are converted to images, so the substitute font is fixed in place; check the lettering on the proof.
Next: Check lettering on proof.

2 FIXED Missing bleed

Art stops at or inside the trim. The edges are mirrored outward to make bleed; check that nothing important sits at the edge.
Next: Mirrored on export.

3 DECIDE Text inside the safety margin

Text sits closer than 0.25 inch to the trim and may be cut.
Next: Approve or move.

Shown as uploaded, before fixes. Not for print.

Page 3

003.pdf



What we found on this page

1 DECIDE Fonts not embedded

Missing from the file: Helvetica-Bold. Pages are converted to images, so the substitute font is fixed in place; check the lettering on the proof.
Next: Check lettering on proof.

2 FIXED Missing bleed

Art stops at or inside the trim. The edges are mirrored outward to make bleed; check that nothing important sits at the edge.
Next: Mirrored on export.

3 DECIDE Text inside the safety margin

Text sits closer than 0.25 inch to the trim and may be cut.
Next: Approve or move.

Shown as uploaded, before fixes. Not for print.

Page 4

page_04.png



What we found on this page

1 FIXED **Missing bleed**

Art stops at or inside the trim. The edges are mirrored outward to make bleed; check that nothing important sits at the edge.

Next: Mirrored on export.

Page 5

005.pdf

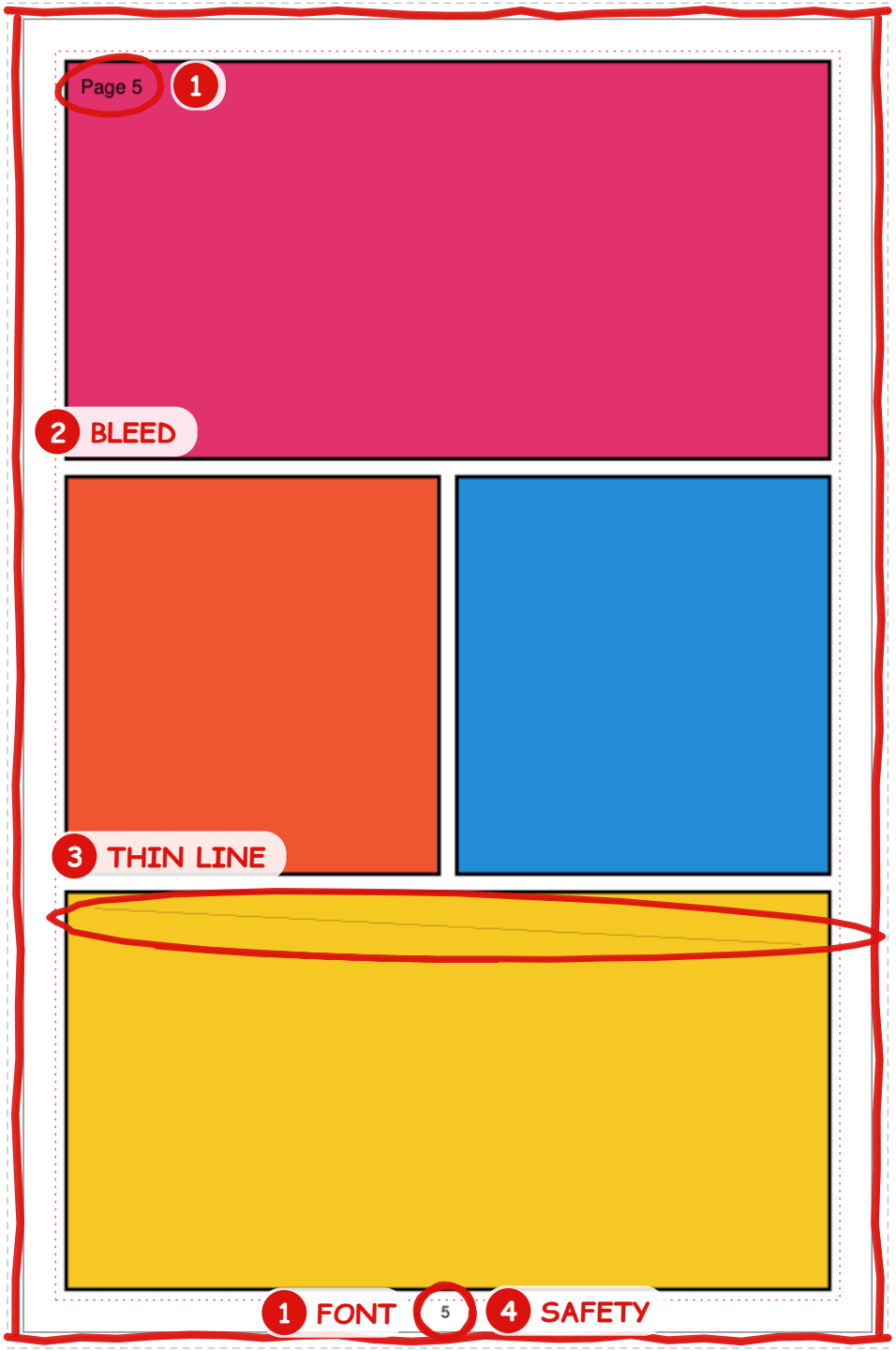

What we found on this page

1 DECIDE Fonts not embedded

Missing from the file: Helvetica-Bold. Pages are converted to images, so the substitute font is fixed in place; check the lettering on the proof.
Next: Check lettering on proof.

2 FIXED Missing bleed

Art stops at or inside the trim. The edges are mirrored outward to make bleed; check that nothing important sits at the edge.
Next: Mirrored on export.

3 DECIDE Lines thinner than 0.25 point

The thinnest line is 0.10 point. Offset (sheetfed or web) needs at least 0.25 point or the line may break up.
Next: Approve or thicken.

4 DECIDE Text inside the safety margin

Text sits closer than 0.25 inch to the trim and may be cut.
Next: Approve or move.

Shown as uploaded, before fixes. Not for print.

Page 6

006.pdf



Shown as uploaded, before fixes. Not for print.

What we found on this page

1 DECIDE Fonts not embedded

Missing from the file: Helvetica-Bold. Pages are converted to images, so the substitute font is fixed in place; check the lettering on the proof.
Next: Check lettering on proof.

2 FIXED Missing bleed

Art stops at or inside the trim. The edges are mirrored outward to make bleed; check that nothing important sits at the edge.
Next: Mirrored on export.

3 DECIDE Text inside the safety margin

Text sits closer than 0.25 inch to the trim and may be cut.
Next: Approve or move.

Page 7

007.pdf



What we found on this page

1 DECIDE Fonts not embedded

Missing from the file: Helvetica-Bold. Pages are converted to images, so the substitute font is fixed in place; check the lettering on the proof.
Next: Check lettering on proof.

2 FIXED Missing bleed

Art stops at or inside the trim. The edges are mirrored outward to make bleed; check that nothing important sits at the edge.
Next: Mirrored on export.

3 FIXED Ink over the limit

Measured 400% total ink (limit 300%).
Next: Limited on export.

4 DECIDE Text inside the safety margin

Text sits closer than 0.25 inch to the trim and may be cut.
Next: Approve or move.

Shown as uploaded, before fixes. Not for print.

Page 8

008.pdf



What we found on this page

1 DECIDE Fonts not embedded

Missing from the file: Helvetica-Bold. Pages are converted to images, so the substitute font is fixed in place; check the lettering on the proof.
Next: Check lettering on proof.

2 FIXED Missing bleed

Art stops at or inside the trim. The edges are mirrored outward to make bleed; check that nothing important sits at the edge.
Next: Mirrored on export.

3 DECIDE Text inside the safety margin

Text sits closer than 0.25 inch to the trim and may be cut.
Next: Approve or move.

Shown as uploaded, before fixes. Not for print.

Page 9

ns_page09.tif

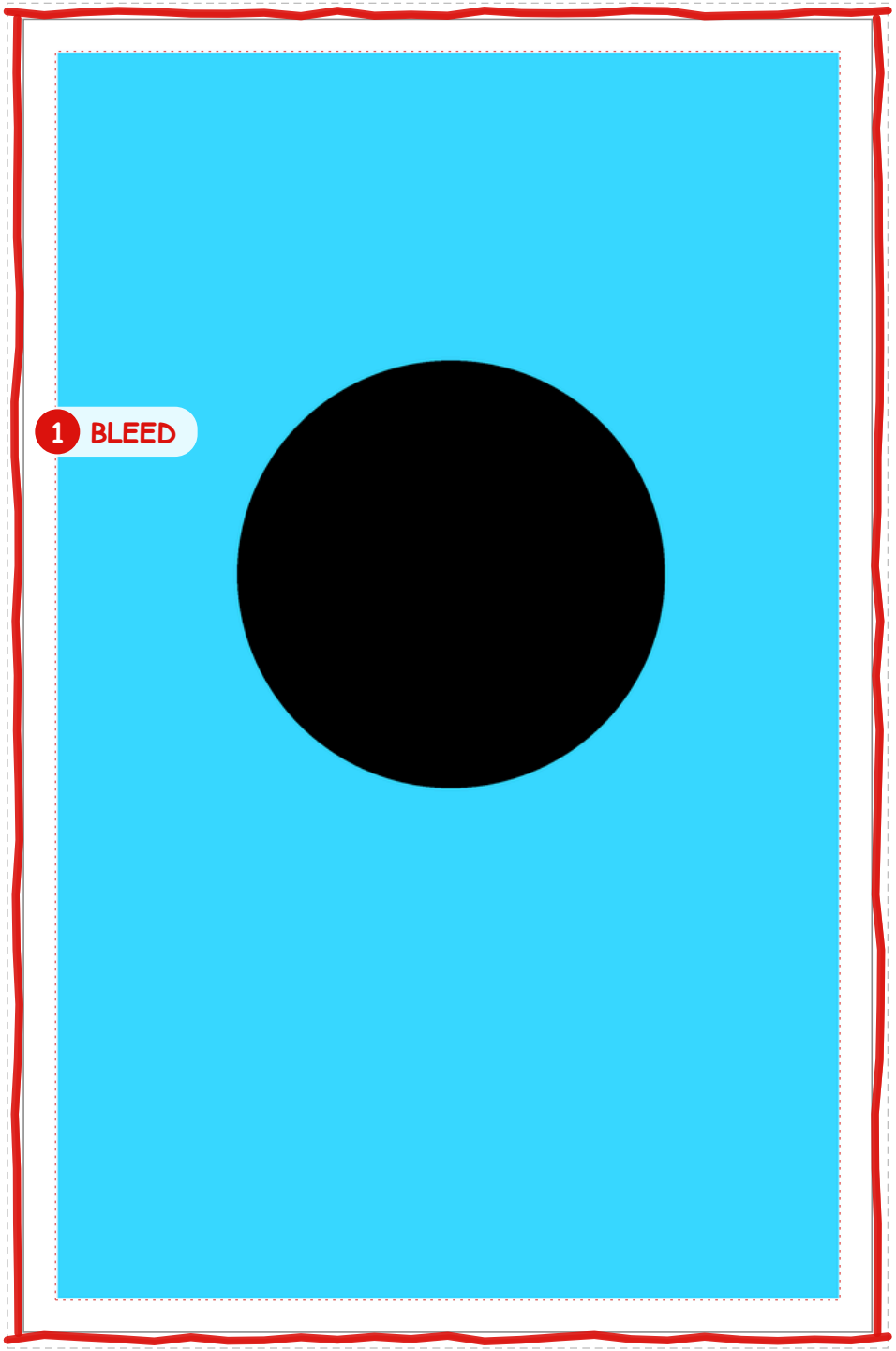

What we found on this page

1 FIXED **Missing bleed**

Art stops at or inside the trim. The edges are mirrored outward to make bleed; check that nothing important sits at the edge.

Next: Mirrored on export.

Shown as uploaded, before fixes. Not for print.

Page 10 pages 10-11.pdf

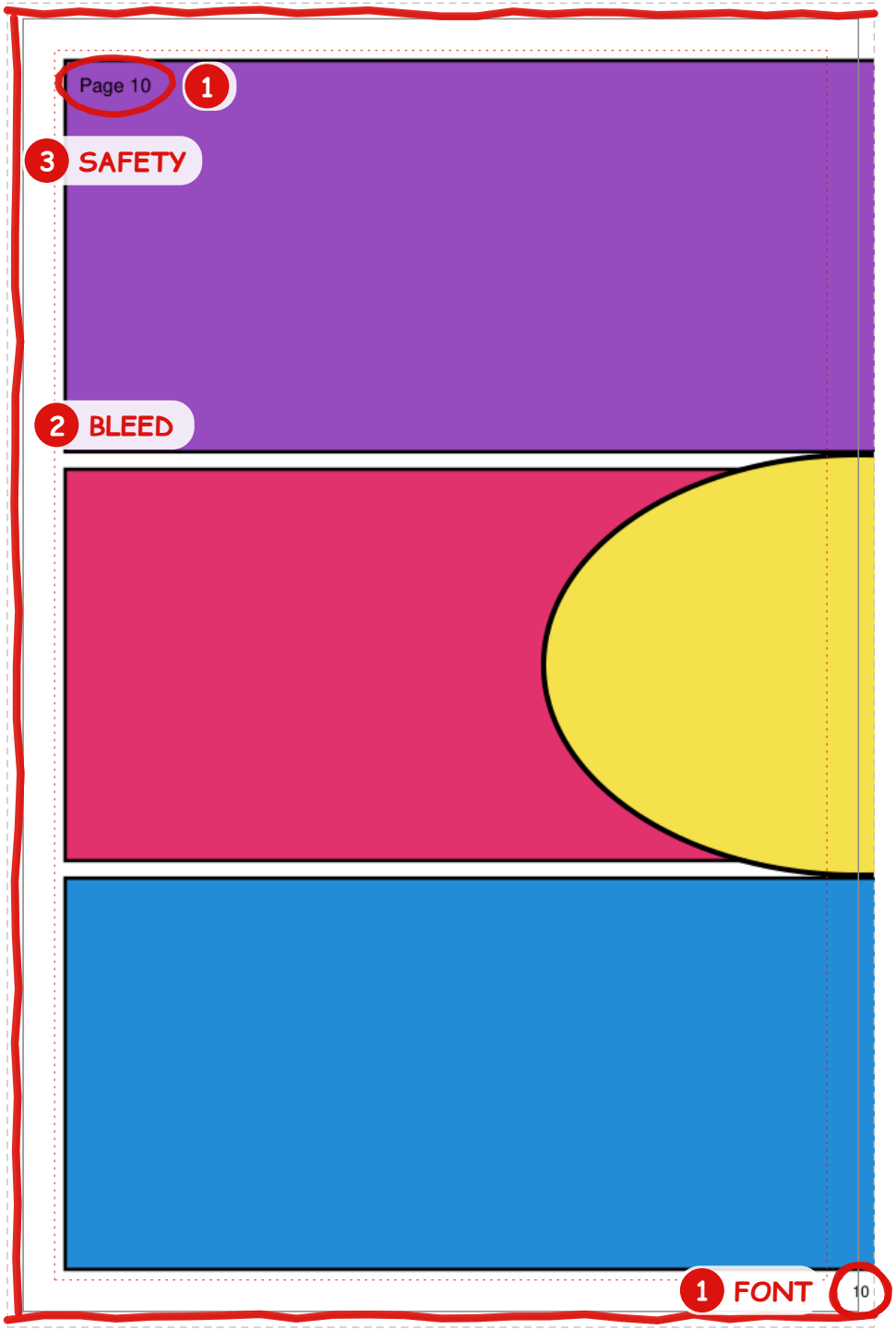

What we found on this page

1 DECIDE Fonts not embedded

Missing from the file: Helvetica-Bold. Pages are converted to images, so the substitute font is fixed in place; check the lettering on the proof.
Next: Check lettering on proof.

2 FIXED Missing bleed

Art stops at or inside the trim. The edges are mirrored outward to make bleed; check that nothing important sits at the edge.
Next: Mirrored on export.

3 DECIDE Text inside the safety margin

Text sits closer than 0.25 inch to the trim and may be cut.
Next: Approve or move.

Shown as uploaded, before fixes. Not for print.

Page 11 pages 10-11.pdf

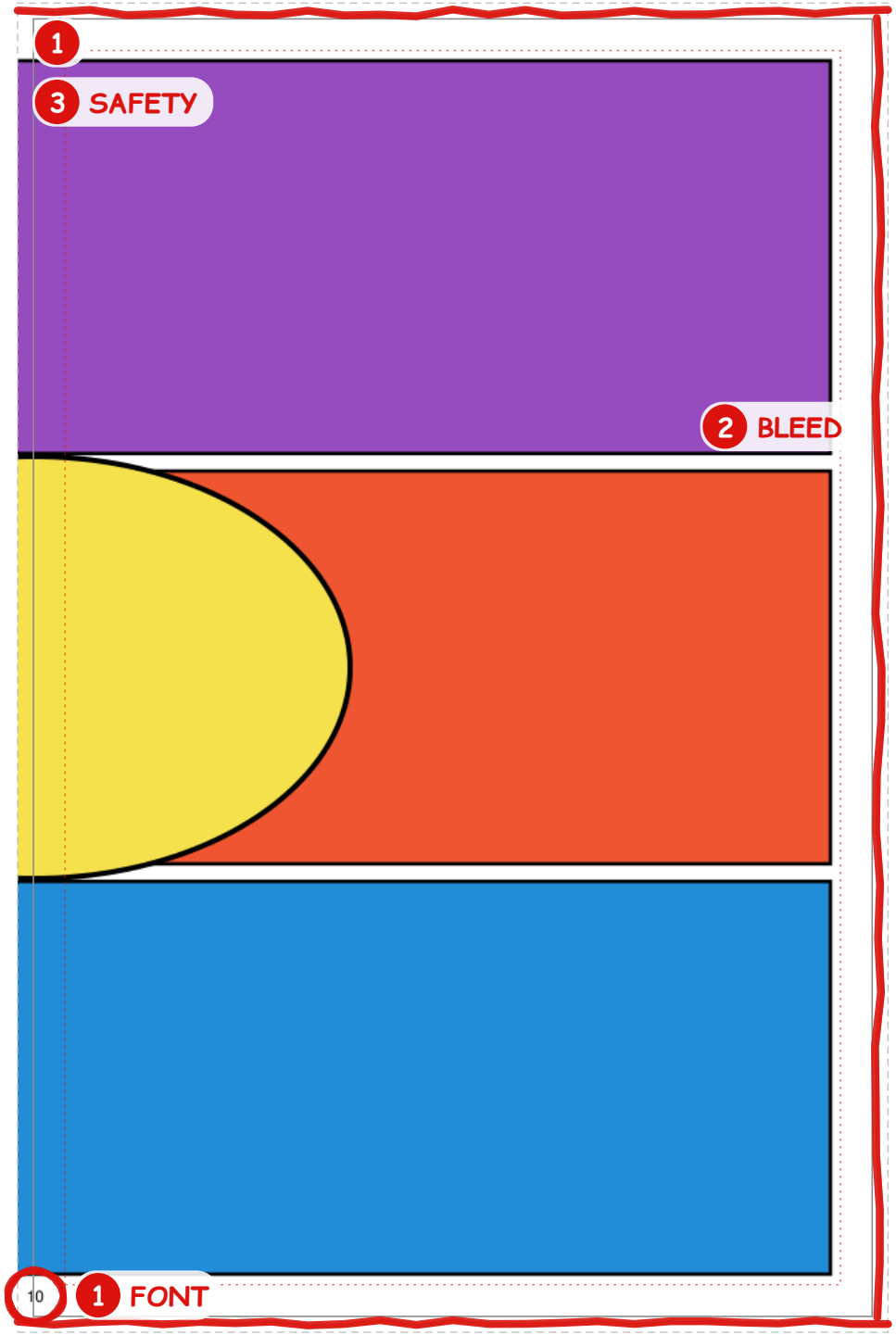

What we found on this page

1 DECIDE Fonts not embedded

Missing from the file: Helvetica-Bold. Pages are converted to images, so the substitute font is fixed in place; check the lettering on the proof.
Next: Check lettering on proof.

2 FIXED Missing bleed

Art stops at or inside the trim. The edges are mirrored outward to make bleed; check that nothing important sits at the edge.
Next: Mirrored on export.

3 DECIDE Text inside the safety margin

Text sits closer than 0.25 inch to the trim and may be cut.
Next: Approve or move.

Shown as uploaded, before fixes. Not for print.

Page 12 page_12.png



What we found on this page

1 FIXED **Missing bleed**

Art stops at or inside the trim. The edges are mirrored outward to make bleed; check that nothing important sits at the edge.

Next: Mirrored on export.

Page 13 013.pdf



What we found on this page

1 DECIDE Fonts not embedded

Missing from the file: Helvetica-Bold. Pages are converted to images, so the substitute font is fixed in place; check the lettering on the proof.
Next: Check lettering on proof.

2 FIXED Missing bleed

Art stops at or inside the trim. The edges are mirrored outward to make bleed; check that nothing important sits at the edge.
Next: Mirrored on export.

3 DECIDE Text inside the safety margin

Text sits closer than 0.25 inch to the trim and may be cut.
Next: Approve or move.

Shown as uploaded, before fixes. Not for print.

Page 14 p14.jpg

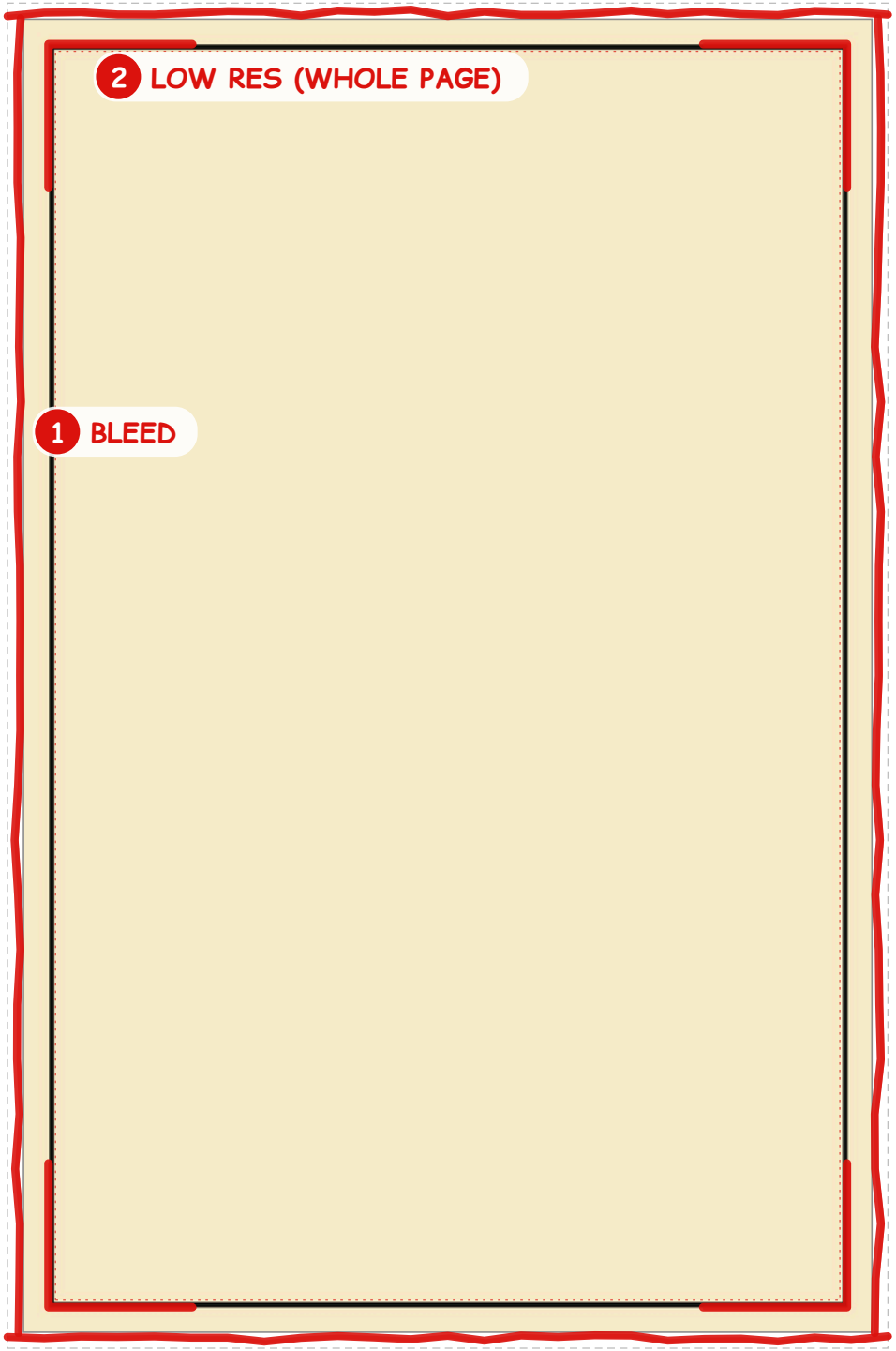

What we found on this page

1 FIXED **Missing bleed**
Art stops at or inside the trim. The edges are mirrored outward to make bleed; check that nothing important sits at the edge.
Next: Mirrored on export.

2 FIXED **Low resolution, upscaled**
Art below 300 pixels per inch at final size is resampled up to it. Lowest found: 150.
Next: Upscaled on export.

Page 15 015.pdf



Shown as uploaded, before fixes. Not for print.

What we found on this page

1 DECIDE Fonts not embedded

Missing from the file: Helvetica-Bold. Pages are converted to images, so the substitute font is fixed in place; check the lettering on the proof.
Next: Check lettering on proof.

2 FIXED Missing bleed

Art stops at or inside the trim. The edges are mirrored outward to make bleed; check that nothing important sits at the edge.
Next: Mirrored on export.

3 DECIDE Text inside the safety margin

Text sits closer than 0.25 inch to the trim and may be cut.
Next: Approve or move.

Page 16 016.pdf



What we found on this page

1 DECIDE Fonts not embedded

Missing from the file: Helvetica-Bold. Pages are converted to images, so the substitute font is fixed in place; check the lettering on the proof.
Next: Check lettering on proof.

2 FIXED Missing bleed

Art stops at or inside the trim. The edges are mirrored outward to make bleed; check that nothing important sits at the edge.
Next: Mirrored on export.

3 DECIDE Text inside the safety margin

Text sits closer than 0.25 inch to the trim and may be cut.
Next: Approve or move.

Shown as uploaded, before fixes. Not for print.

Page 17 017.pdf



What we found on this page

1 DECIDE Fonts not embedded

Missing from the file: Helvetica-Bold. Pages are converted to images, so the substitute font is fixed in place; check the lettering on the proof.
Next: Check lettering on proof.

2 FIXED Missing bleed

Art stops at or inside the trim. The edges are mirrored outward to make bleed; check that nothing important sits at the edge.
Next: Mirrored on export.

3 DECIDE Text inside the safety margin

Text sits closer than 0.25 inch to the trim and may be cut.
Next: Approve or move.

Shown as uploaded, before fixes. Not for print.

Page 18 018.pdf



What we found on this page

1 DECIDE Fonts not embedded

Missing from the file: Helvetica-Bold. Pages are converted to images, so the substitute font is fixed in place; check the lettering on the proof.
Next: Check lettering on proof.

2 FIXED Missing bleed

Art stops at or inside the trim. The edges are mirrored outward to make bleed; check that nothing important sits at the edge.
Next: Mirrored on export.

3 DECIDE Text inside the safety margin

Text sits closer than 0.25 inch to the trim and may be cut.
Next: Approve or move.

Shown as uploaded, before fixes. Not for print.

Page 19 019.pdf



What we found on this page

1 DECIDE Fonts not embedded

Missing from the file: Helvetica-Bold. Pages are converted to images, so the substitute font is fixed in place; check the lettering on the proof.
Next: Check lettering on proof.

2 FIXED Missing bleed

Art stops at or inside the trim. The edges are mirrored outward to make bleed; check that nothing important sits at the edge.
Next: Mirrored on export.

3 DECIDE Text inside the safety margin

Text sits closer than 0.25 inch to the trim and may be cut.
Next: Approve or move.

Shown as uploaded, before fixes. Not for print.

Page 20 extra art.png



What we found on this page

1 DECIDE Resolution far too low

Art at 136 pixels per inch is under half the target of 300. It is upscaled for the proof but may look soft; approve it or supply better art.
Next: Approve or replace.

2 FIXED Missing bleed

Art stops at or inside the trim. The edges are mirrored outward to make bleed; check that nothing important sits at the edge.
Next: Mirrored on export.

3 DECIDE Page placed by upload order

The file name has no page number (or is a camera or screenshot name). Check its position.
Next: Check position.

Page 21 Z_backcover.pdf



What we found on this page

1 DECIDE Fonts not embedded

Missing from the file: Helvetica-Bold. Pages are converted to images, so the substitute font is fixed in place; check the lettering on the proof.
Next: Check lettering on proof.

2 FIXED Missing bleed

Art stops at or inside the trim. The edges are mirrored outward to make bleed; check that nothing important sits at the edge.
Next: Mirrored on export.